


# Multi-Axis Test Systems Specifications

Historically, the lack of effective multi-axis hardware and control software has limited the availability and capability of multi-axis test systems. By applying lessons learned in other vibration test environments and using time proven technologies in innovative ways, Team Corporation has created a suite of multi-axis test systems that accommodate a range of test articles with different physical and test environment needs for use in a variety of product market testing. Replication of real world environments demands the use of systems that realistically reproduce actual field conditions. Multi-axis vibration environments require multi-axis systems to replicate them.




*Transportation canister testing with dual CUBE™s*



*Tensor 18kN™*

# CUBE™



## Features:

- Standard force rating of 14,000 lbf. in each axis
  - Six patented Integrated servo-hydraulic shakers provide precise, simultaneous or sequential control of all 6 Degrees of Freedom to beyond 500 Hz\*
  - Excellent replication of measured data to higher frequencies than ever before\*
  - Fluid film bearings assure long life and low maintenance
  - Small footprint minimizes required lab space
  - Available head expanders increase the mounting surface according to your test article requirements
  - Five active mounting surfaces allow simultaneous unit testing
- \*Model 4*

## Applications:

- Replication of recorded motions
- Squeak and rattle testing of seats, instrument panels, and other interior components
- Durability and suspension testing
- Simulation of engine block motion for engine mounted components and exhaust systems
- Tire or spindle coupled four post road simulation with simultaneous vertical, lateral and longitudinal loading as well as application of braking and steering torques
- Multi-axis screening of electronic components and modules
- Military under-wing component testing
- Transportation canister testing

# Tensor 18kN™



## Features:


- 12 Custom designed electrodynamic shakers
- Simultaneous or sequential excitation of X, Y, and/or Z axis
- Peak Sine force rating of 4,800 lb-f (21.4 kN) per axis.
- Peak Random force rating of 3600 lb-f (16kN) per axis.
- Complete control of rotations around all axis
- Velocity of 50 ips (1.3 m/sec)
- Displacement +/- 0.5 in (12.7 mm) dynamic
- Bandwidth from 10 Hz through 2 kHz
- 30 in (762 mm) x 30 in (762 mm) working surface

- Sine Acceleration 12-g peak
- Random acceleration 9-grms
- Angular rotation +/- 4 degrees

## Applications:

- Accurate replication of true, real-world vibration environments in all 6DoF
- Accelerated Durability, Life Cycle and Fatigue cycling
- Precise Product Development investigation
- Rapid screening of electrical components and modules
- Addresses new multi-axis testing protocol in MIL STD 810(G)

# MANTIS™



## Features:

- Frequency 0-200Hz
- Six servo-hydraulic actuators
- Force Ratings up to 34,000 (150 kN)
- Single axis to 6 Axis Vibration
- Displacements up to 6 in. (150mm)
- Table Size 60 in. x 82 in. (1.5m x 2.1m)
- Friction free hydrostatic bearings
- Hydrostatic bearings for bell cranks
- HydraBall connections on all actuators

## Applications:

- Automotive BSR (Buzz Squeak & Rattle) testing
- Seat testing
- Automotive component testing
- Recreation equipment rack testing

# Tensor 900™



## Features:

- 12 Custom designed electrodynamic shakers
- Simultaneous or sequential excitation of X, Y, and/or Z axis
- Force Rating of 200 lb-f (890 N) Sine and 65 lb-f (290 N) in Random
- Complete control of rotations around all axes
- Bandwidth from 10Hz through 5 kHz
- 10 grms acceleration on nominal payload
- Fully contained system (electrical power only requirement)
- Sine acceleration 22-g peak

- Random acceleration 15-grms peak

## Applications:

- Accurate replication of true, real-world vibration environments in all 6DoF
- Accelerated Durability, Life Cycle and Fatigue cycling
- Precise Product Development investigation
- Rapid screening of electrical components and modules
- Addresses new multi-axis testing protocol in MIL STD 810(G)

# English Specifications

SYSTEM	MANTIS™	TENSOR 900™	TENSOR 18kN™	CUBE™ 2		CUBE™ 3		CUBE™ 4
				2-DV	2-DV-LS	3S	3-LS	4S
Top Surface	59 in x 83 in	7.8 in x 7.8 in	30 in x 30 in	32 in x 32 in	32 in x 32 in	32 in x 32 in	32 in x 32 in	32 in x 32 in
Side Surface	n/a	n/a	n/a	32 in x 20 in	32 in x 20 in	32 in x 20 in	32 in x 24 in	32 in x 20 in
Bare Table Moving Mass	1642 lbs	9 lbs	430 lbs	1200 lbs	1430 lbs	1200 lbs	1430 lbs	1120 lbs
Max recommended Payload	1433 lbs	9 lbs	300 lbs	1000 lbs	1000 lbs	992 lbs	992 lbs	992 lbs
Table First Mode Frequency	25 Hz	530 Hz	300 Hz	300 Hz	300 Hz	300 Hz	300 Hz	450 Hz
<b>Operational Frequency Range:</b>								
Test Frequency Bandwidth	0-200 Hz	10-5,000 Hz	5-2,000 Hz	0-250 Hz	0-250 Hz	0-250 Hz	0-250 Hz	0-500 Hz
<b>Translation Performance Vertical:</b>								
Displacement - P-P Dynamic	6.0 in	0.5 in	1.0 in	1.8 in	3.8 in	1.8 in	3.8 in	1.77 in
Velocity - Peak	30 ips	41 ips	50 ips	30 ips	30 ips	38 ips	38 ips	38 ips
Acceleration**	5.6 g	10.0 g	5.0 grms	10.4 g	8.2 g	6.0 g	5.1 g	6.0 g
Force/Axis - Peak	33,000 lbf	200 lbf	4,800 lbf	14,000 lbf	14,000 lbf	14,000 lbf	14,000 lbf	14,000 lbf
<b>Translation Performance Lateral:</b>								
Displacement - P-P Dynamic	6.0 in	0.5 in	1.0 in	1.8 in	1.8 in	1.8 in	3.8 in	1.8 in
Velocity - Peak	30 ips	41 ips	50 ips	30 ips	30 ips	38 ips	38 ips	38 ips
Acceleration**	3.8 g	10.0 g	5.0 grms	7.6 g	7.0 g	3.2 g	2.7 g	3.2 g
Force/Axis - Peak	22,480 lbf	200 lbf	4,800 lbf	14,000 lbf	14,000 lbf	14,000 lbf	14,000 lbf	14,000 lbf
<b>Longitudinal Displacement</b>								
Displacement - P-P Dynamic	6.0 in	0.5 in	1.0 in	1.8 in	1.8 in	1.8 in	1.8 in	1.8 in
Velocity - Peak	30 ips	41 ips	50 ips	30 ips	30 ips	38 ips	38 ips	38 ips
Acceleration**	3.8 g	10.0 g	5.0 grms	11.4 g	9.2 g	11.4 g	9.2 g	11.4 g
Force/Axis - Peak	15,062 lbf	200 lbf	4,800 lbf	14,000 lbf	14,000 lbf	14,000 lbf	14,000 lbf	14,000 lbf
<b>Rotational Performance:</b>								
Roll Displacement	+/- 8.5 degrees	+/- 5 degrees	+/- 4 degrees	+/-6 degrees	+/- 4 degrees	+/-6 degrees	+/- 4 degrees	+/-6 degrees
Pitch Displacement	+/-6.8 degrees	+/- 5 degrees	+/- 4 degrees	+/-6 degrees	+/- 4 degrees	+/-6 degrees	+/- 4 degrees	+/-6 degrees
Yaw Displacement	+/- 8.5 degrees	+/- 5 degrees	+/- 4 degrees	+/-6 degrees	+/-4 degrees	+/-6 degrees	+/-4 degrees	+/-6 degrees
<b>Thermal Protection:</b>								
Standard	4C to 65C	Call Team	Call Team	4C to 65C	4C to 65C	4C to 65C	4C to 65C	4C to 65C
With Thermal Barriers	-40C to 121C	Call Team	Call Team	-40C to 121C	-40C to 121C	-40C to 121C	-40C to 121C	-40C to 121C
<b>Heat Load:</b>								
At -40C	0 kW	Call Team	Call Team	5.9 kW	5.9 kW	5.9 kW	5.9 kW	5.9 kW
At 121 C	0 kW	Call Team	Call Team	-3.5 kW	-3.5 kW	-3.5 kW	-3.5 kW	-3.5 kW
<b>Head Expanders</b>								
CEH - 48	n/a	n/a	n/a	48 in x 48 in	48 in x 48 in	48 in x 48 in	48 in x 48 in	48 in x 48 in
CEH - 60	n/a	n/a	n/a	60 in x 60 in	60 in x 60 in	60 in x 60 in	60 in x 60 in	60 in x 60 in

\*Frequency & Acceleration dependant

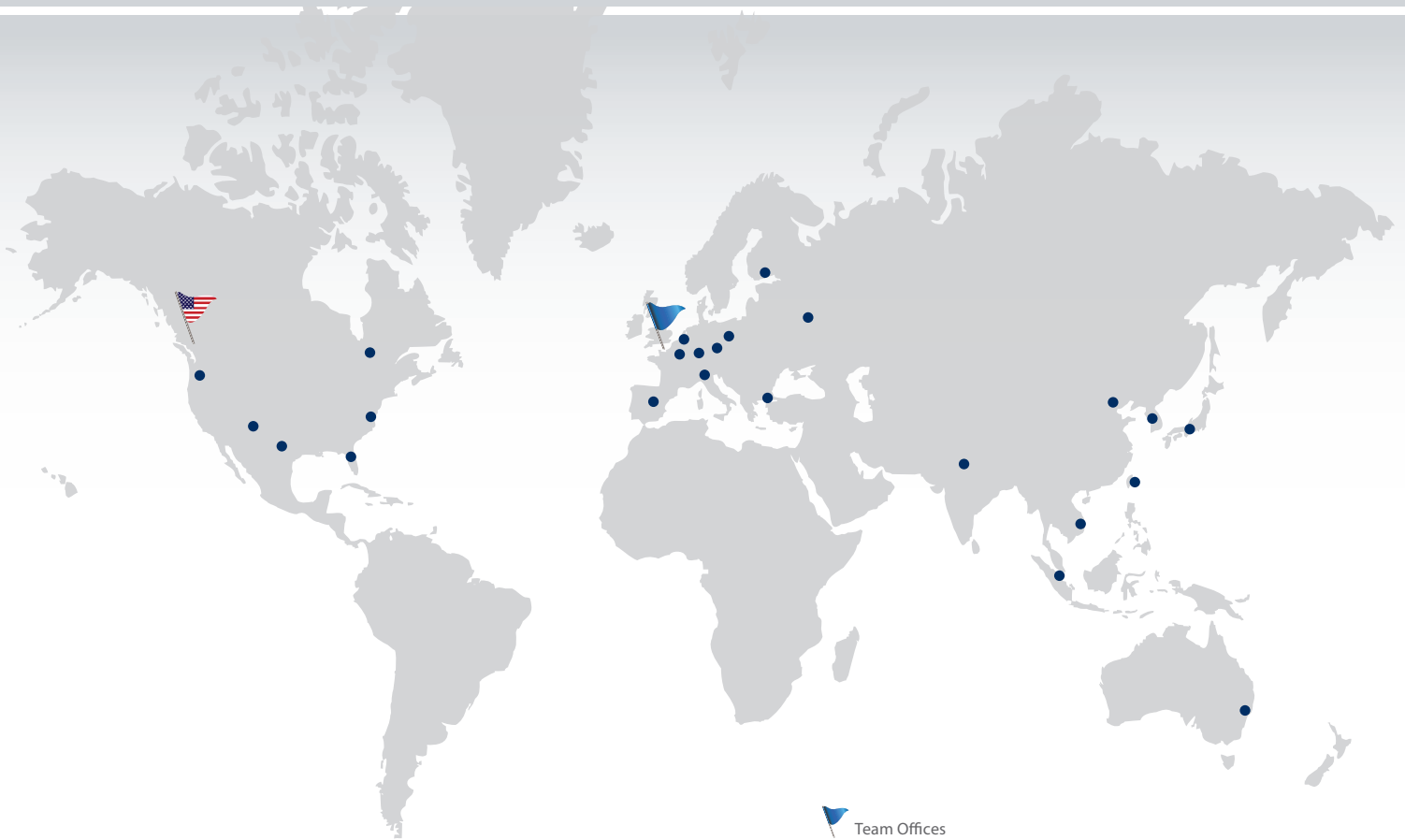
\*\*With Max Payload

# Metric Specifications

SYSTEM	MANTIS™	TENSOR 900™	TENSOR 18kN™	CUBE™ 2		CUBE™ 3		CUBE™ 4
				2-DV	2-DV-LS	3	3-LS	4S
Top Surface	1.5 m x 2.1 m	0.2 m x 0.2 m	0.76 m x 0.76 m	0.81 m x 0.81 m	0.81 m x 0.81 m	0.81 m x 0.81 m	0.81 m x 0.81m	0.81 m x 0.81 m
Side Surface	n/a	n/a	n/a	0.81 m x 0.51 m	0.81 m x 0.61 m	0.81 m x 0.51 m	0.81 m x 0.61 m	0.81 m x 0.51 m
Bare Table Moving Mass	745 kg	4.1 kg	195 kg	544 kg	648 kg	544 kg	648 kg	508 kg
Max recommended Payload	650 kg	4.1 kg	130 kg	450 kg	450 kg	450 kg	450 kg	450 kg
Table First Mode Frequency	25 Hz	530 Hz	300 Hz	300 Hz	300 Hz	300 Hz	300 Hz	450 Hz
<b>Operational Frequency Range:</b>								
Test Frequency Bandwidth	0-200 Hz	10-5,000 Hz	5-2,000 Hz	0-250 Hz	0-250 Hz	0-250 Hz	0-250 Hz	0-500 Hz
<b>Translation Performance Vertical:</b>								
Displacement - P-P Dynamic	150 mm	13 mm	25 mm	46 mm	97 mm	46 mm	97 mm	46 mm
Velocity - Peak	0.76 m/sec	1.04 m/sec	1.3 m/sec	0.76 m/sec	0.76 m/sec	0.96 m/sec	0.96 m/sec	0.96 m/sec
Acceleration**	5.6 g	10.0 g	5.0 grms	10.4 g	8.2 g	6.0 g	5.1 g	6.0 g
Force/Axis - Peak	147 kN	890 N	21.3 kN	62 kN	62 kN	62 kN	62 kN	62 kN
<b>Translation Prefomance Lateral:</b>								
Displacement - P-P Dynamic	45 mm	13 mm	25 mm	46 mm	46 mm	46 mm	46 mm	46 mm
Velocity - Peak	0.76 m/sec	1.04 m/sec	1.3 m/sec	0.76 m/sec	0.76 m/sec	0.97 m/sec	0.97 m/sec	0.97 m/sec
Acceleration**	3.8 g	10.0 g	5.0 grms	7.6 g	7.0 g	3.2 g	2.7 g	3.2 g
Force/Axis - Peak	100 kN	890 N	21.3 kN	62 kN	62 kN	62 kN	62 kN	62 kN
<b>Longitudinal Displacement</b>								
Displacement - P-P Dynamic	45 mm	13 mm	25 mm	46 mm	46 mm	46 mm	46 mm	46 mm
Velocity - Peak	0.76 m/sec	1.04 m/sec	1.3 m/sec	0.76 m/sec	0.76 m/sec	0.97 m/sec	0.97 m/sec	0.97 m/sec
Acceleration**	3.8 g	10 g	5.0 grms	11.4 g	9.2 g	11.4 g	9.2 g	11.4 g
Force/Axis - Peak	67 kN	890 N	21.3 kN	62 kN	62 kN	62 kN	62 kN	62 kN
<b>Rotational Performance:</b>								
Roll Displacement	+/- 8.5 degrees	+/- 5 degrees	+/- 4 degrees	+/-6 degrees	+/- 4 degrees	+/-6 degrees	+/- 4 degrees	+/-6 degrees
Pitch Displacement	+/-6.8 degrees	+/- 5 degrees	+/- 4 degrees	+/-6 degrees	+/- 4 degrees	+/-6 degrees	+/- 4 degrees	+/-6 degrees
Yaw Displacement	+/- 8.5 degrees	+/- 5 degrees	+/- 4 degrees	+/-6 degrees	+/-4 degrees	+/-6 degrees	+/-4 degrees	+/-6 degrees
<b>Thermal Protection:</b>								
Standard	4C to 65C	Call Team	Call Team	4C to 65C	4C to 65C	4C to 65C	4C to 65C	4C to 65C
With Thermal Barriers	-40C to 121C	Call Team	Call Team	-40C to 121C	-40C to 121C	-40C to 121C	-40C to 121C	-40C to 121C
<b>Heat Load:</b>								
At -40C	0 kW	Call Team	Call Team	5.9 kW	5.9 kW	5.9 kW	5.9 kW	5.9 kW
At 121 C	0 kW	Call Team	Call Team	-3.5 kW	-3.5 kW	-3.5 kW	-3.5 kW	-3.5 kW
<b>Head Expanders</b>								
CEH - 48	n/a	n/a	n/a	1.2 m x 1.2 m	1.2 m x 1.2 m	1.2 m x 1.2 m	1.2 m x 1.2 m	1.2 m x 1.2 m
CEH - 60	n/a	n/a	n/a	1.5 m x 1.5 m	1.5 m x 1.5 m	1.5 m x 1.5 m	1.5 m x 1.5 m	1.5 m x 1.5 m

\*Frequency & Acceleration dependant

\*\*With Max Payload



Team Offices

- Authorized Sales Agents

[sales@teamcorporation.com](mailto:sales@teamcorporation.com)

**Corporate Headquarters**  
11591 Watertank Road,  
Burlington, WA 98233, USA  
+1.360.757.8601  
[teamcorporation.com](http://teamcorporation.com)

**EMEA**  
South Road, Hailsham  
East Sussex, BN27 3JJ, United  
Kingdom  
+44.(0).1323.846464  
Fax: +44.(0).1323.847550

Engineered vibration testing solutions for improved product quality

